

ART & DESIGN

**AUT**

TE WĀNANGA ARONUI  
O TĀMAKI MAKAU RAU

# ART & DESIGN

UNDERGRADUATE PROGRAMME GUIDE  
2026



**TOP 100**  
**WORLDWIDE**  
Young University

**AUCKLAND**  
**UNIVERSITY**  
**OF TECHNOLOGY**

# Nau mai, haere mai ki AUT WELCOME TO AUT

E ngā mana, e ngā reo  
E te iti, e te rahi  
E ngā mātāwaka o ngā tōpito o te ao  
Ngā mahuetanga iho e kawē nei i ngā  
moemoeā o rātou mā  
Tēnā koutou katoa

Piki mai rā, kake mai rā,  
Nau mai, haere mai ki tēnei o ngā wānanga  
Whakatau mai i raro i te korowai āhuru o Te Wānanga  
Aronui o Tāmaki Makau Rau

Te whakatupu i te kōunga, i te mana taurite me ngā  
tikanga matatika, i ngā pūkenga ako,  
i ngā pūkenga whakaako me te āta rangahau hei hāpai  
i ngā hāpori whānui o te motu, otirā, o te ao.

To the prestigious, the many voices  
The few, the great  
To those of all races and creeds  
We who remain to fulfil the dreams and  
aspirations of the ancestors  
Greetings one and all

Climb, ascend  
Embark on the journey of knowledge  
Let us at AUT embrace and empower you  
To strive for and achieve excellence

To foster excellence, equity and ethics in  
learning, teaching, research and scholarship,  
and in so doing serve our regional, national  
and international communities.

## Cover

The cover design symbolises the far-reaching impact AUT has on students, their whānau, society and the world. The ripples represent this impact, while beneath them lies a modern Poutama pattern, symbolising the support and guidance AUT provides to students on their educational journey. A traditional Poutama design on the back connects to the front, reflecting the foundational role of Te Ao Māori in supporting and enhancing all aspects of AUT.

Disclaimer: Although every reasonable effort is made to ensure accuracy, the information in this document is provided as a general guide only for students and is subject to change. All students enrolling at AUT should consult its official document, the AUT Calendar, which is available online at [aut.ac.nz/calendar](http://aut.ac.nz/calendar), to ensure that they are aware of, and comply with, all regulations, requirements and policies. The information contained in this programme guide was correct at the time of print, December 2024.

# Ngā ihirangi CONTENTS

## About AUT

- 02 Why study at AUT?
- 04 Student life

## Course information

### Bachelor of Design Te Tohu Paetahi mō te Hoahoa

- 06 Overview
- 09 Animation, Visual Effects and Game Design
- 10 Communication Design
- 11 Fashion Design
- 12 Industrial Design
- 13 Interaction Design
- 14 Spatial and Interior Design

### Bachelor of Visual Arts Te Tohu Paetahi mō Toi Ataata

- 16 Overview
- 19 Painting, Printmaking and Drawing
- 20 Photography, Sculpture and Moving-image

### Diploma in Design Tītohu mō te Hoahoa

### 22 Diploma in Visual Arts Tītohu mō te Toi Ataata

### 24 Overview of our postgraduate qualifications

## Applying for your programme

- 26 University entrance
- 28 Fees and scholarships
- 30 How to apply
- 32 Find out more





# He aha ai e ako ki AUT? WHY STUDY AT AUT?

Scan this QR code for details about courses, where your study could lead and stories about our great graduates and students.



1 & 2 You have access to industry-standard facilities including a photography lab and bindery 2 Showcase your work at one of art and design's showcases or festivals 4 The AUT City Campus is home to our art and design programmes

## New Zealand's leading modern university

AUT is proud to be one of the world's best modern universities. Times Higher Education has ranked us in the top 1% of universities in the world, the top 100 universities under 50 years of age and number one in Aotearoa New Zealand for international outlook. The QS World University Subject Rankings also place us in the world's top 204 art and design schools. Study with us and you'll join New Zealand's most diverse and vibrant university, and develop the skills for rewarding careers in a wide range of industries and professions. You work in shared studio spaces, surrounded by innovation and technology to fuel your creativity. These are all reasons why every year so many of our students triumph at the Best Awards and other well-known art and design awards. AUT is where talent meets opportunity, and we're proud of the success of our students, in Aotearoa and around the world.

## Preparing you for the future

With an AUT degree you'll graduate with a qualification that is widely regarded, and with valuable experiences and industry connections for your future career. We're connected to an extraordinary range of organisations, and as part of your studies you could work with one of our many industry partners. You learn from academic staff who are still actively involved in their professional fields, and we often invite industry experts to come in and share their knowledge with you. You may also be able to showcase your work to industry and the media at the AUT art and design festival. Your degree can be as unique as you are – you can include subjects from across AUT and tailor your studies to your interests. And if you want another way into AUT, our diploma programmes are a great way to start your studies and gain the confidence to succeed at university.

## Outstanding facilities and equipment

To make sure your learning is relevant to your future career, you have access to top facilities and industry-standard equipment, including photographic facilities and lighting studios, a green screen and virtual production studio that puts Hollywood technology in the hands of our students, specialist printmaking workshops, 3D labs, bindery workshops, rapid prototyping and 3D printing facilities, and one of only two motion capture studios in the country. You'll study in modern buildings that don't just win architecture awards but also offer excellent environments where you can collaborate with your classmates and develop skills that help you stand out to employers. We're proud of our five-star ranking for teaching and facilities, awarded by the world university rankings organisation QS. Our state-of-the-art buildings were created using sustainable principles and offer inviting lecture theatres, auditoriums and research spaces; offering you the perfect environment for your studies.

## Research that shapes tomorrow

Our research is focused on real-world impact, and we're proud of our reputation as a leading research university. As an AUT student you could learn from globally renowned researchers who are experts in areas as diverse as design for health and wellbeing, or sustainable practices for the fashion industry. We deliver leading research in a number of areas within art and design, and our discoveries are widely used in New Zealand and the world. Our research often feeds back into the classroom, and as a student you may even be able to contribute to these research discoveries.



# Oranga Taurira

## STUDENT LIFE

As a modern and innovative university, we offer you endless opportunities, and a supportive culture that celebrates diversity. Here, you are at the heart of everything we do. At AUT, you'll find some of the most comprehensive student support services in New Zealand, designed in collaboration with our students. We'll support you to build friendships, develop life skills, achieve academically, and have amazing experiences both inside and outside the classroom.

### The best start for your uni journey

Starting university life is exciting and perhaps a little daunting, regardless of your stage in life. With our wide-ranging support services, orientation programmes at the start of each semester, and multiple opportunities to meet new friends and follow a passion or hobby, you'll transition smoothly.

### Student Hub

Our professionally qualified staff, including social workers and occupational therapists, are ready to support our diverse student community. The Student Hub is your go-to for navigating student life at AUT, providing the support you need from when you apply to after you graduate.

### Your home away from home

As a student you'll spend most of your time on campus, whether you're based at an AUT campus in the City, South Auckland or the North Shore. Each campus has its own vibe, and all are connected by shuttle buses or public transport. You'll find everything you need right here, including medical centres, gyms and recreation centres, free and confidential counselling, programmes to develop your self-knowledge and resilience, and community-specific services to make you feel comfortable and safe. Our campuses are monitored 24/7 by our security team.

### Your place for support

AUT celebrates diversity and is committed to Te Tiriti o Waitangi with passion, curiosity and pride. We're committed to supporting the aspirations of our Māori and Pacific whānau. We were the first New Zealand university to appoint a full-time rainbow community coordinator, and are proud to be a Pride Pledge university. We support equity of access and opportunity for students, staff and visitors, and follow the principles of Kia Ōrite: Code of Practice for an inclusive tertiary environment that enables disabled, Deaf and neurodivergent students to achieve fully. As an AUT student you can access our specialised community support services, including LGBTTQIA+, disabled and Deaf, high-performance athlete, international, Māori and Pacific student support. The AUT Student Association (AUTSA) advocates and represents your interests, and shares student voices through Debate magazine.

### Achieve your academic goals

Our goal is to help you achieve your academic dreams and set you up for a successful career. Our library and learning services support includes learning advisors, workshops, assessment advice appointments, tailored postgraduate research support and tools like Studiosity to help you ace your assessments. At AUT you'll find everything you need for your studies, including computer labs, printers, IT support, free wifi on campus, the full Microsoft 365 suite, LinkedIn Learning and remote access to AUT computers for specialist software. To make sure financial difficulty doesn't get in the way of your academic achievements, our support also extends to help with food or transport vouchers, rent and living expenses, and even laptops and data packages if you experience financial hardship.

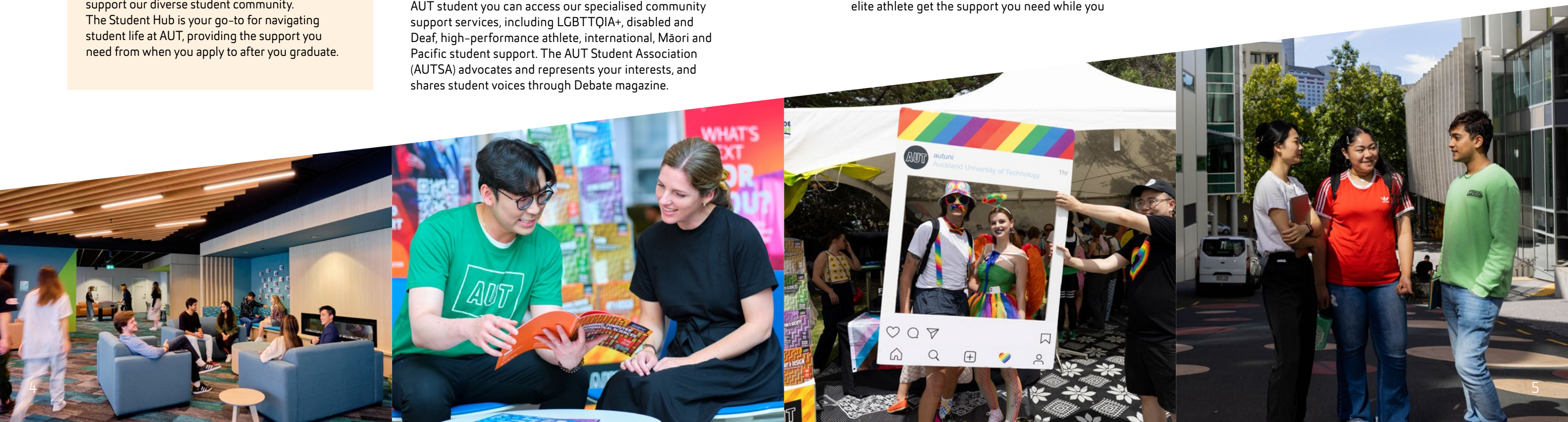
### A vibrant uni experience

We want you to make the most of university life, have fun and grow during your time with us. Choose from over 90 student-led social, sustainability, cultural and academic clubs, or perhaps start your own. Participate in social sports, represent AUT through University Tertiary Sport (UTSNZ) and if you're an elite athlete get the support you need while you

compete internationally. Make the most of our state-of-the-art sports facilities at AUT Millennium, on-campus gyms at every campus, and a swimming pool and courts for tennis, volleyball, basketball and other sports at the South Campus. Our Te Āhuru Recreation Centre at the City Campus also has a sports court, dance and exercise studios, flexible spaces for clubs to meet, and large spaces to gather and share food.

### Beyond learning and into employability

Our services and award programmes help you become a well-rounded graduate ready to succeed in New Zealand and the world, and support your career after you graduate. Attend employer presentations, events, and workshops throughout the year, and use our four graduate job boards, including for international career options. Develop sought-after skills through volunteering, leadership and employability activities with the AUT Edge and Beyond AUT Awards, or access funding and mentoring through AUT Ventures Limited to commercialise your AUT research. You can also study overseas as part of your degree at one of AUT Global's partner universities around the world.





# Bachelor of Design Te Tohu Paetahi mō te Hoahoa Overview

BDes | AK3619

### QUICK FACTS

Level	7
Points	360
Duration	3 years full-time, part-time available
Campus	City
Starts	23 Feb 2026

Study with us and we'll help you turn your creative ideas into reality. AUT's design degree responds to the changing nature of design careers by focusing on the connections between different design disciplines, the importance of mātauranga Māori, and new and emergent technologies. You'll become familiar with the growing ethical and moral responsibilities of design professionals, and will be ready to use your design skills to create a better future. You'll also have the opportunity to showcase your work at the annual AUT Art & Design Festival.

### Entry requirements

#### Minimum entry requirements

University Entrance or equivalent in approved subjects. Refer to the AUT website for further information.

#### Useful New Zealand school subjects

Art History, Classical Studies, Computing, Construction and Mechanical Technologies, Design (Practical Art), Design and Visual Communication, Digital Technologies or Hangarau Matihiko, English, Geography, Hangarau, Hauora, Health, History, Mathematics/Pāngarau, Media Studies, Music Studies, Ngā Mahi a Rēhia, Ngā Toi, Ngā Toi Ataata, Ngā Toi Puoro, Painting (Practical Art), Pāngarau, Photography (Practical Art), Physics, Printmaking (Practical Art), Processing Technologies, Psychology, Pūtaiao/Science, Sculpture (Practical Art), Technology/Hangarau, Te Ao Haka, Te Reo Māori, Te Reo Rangatira, Technology, Visual Arts

#### English language requirements

IELTS (Academic) 6.0 overall with all bands 5.5 or higher; or equivalent

#### Don't meet the entry requirements?

Consider starting with the Diploma in Design Titohu mō te Hoahoa – refer to page 21 for more details.



Scan this QR code for details about courses, where your study could lead, and stories about our great graduates and students.

### What this qualification covers

This programme is highly flexible and you can build your degree in a way that reflects your interests.

To graduate with this degree you need to complete:

#### Core courses (120 points)

These are courses all students in this degree need to take. They cover fundamental design principles and processes, and help you decide which subject to focus on later in your studies. One of the core courses is the Integrated Design Practice you complete in your final semester.

#### Your chosen major (120 points)

Your major is the subject area you want to specialise in. This makes up one third of your degree. You can view the list of majors in this degree on page 8.

#### Flexible component (120 points)

You can choose one of the following options:

- Two minors (60 points each); or
- A minor (60 points) and elective courses (60 points); or
- A second major (120 points)

Your second major and your minor(s) can be from art and design or different AUT degrees, and you can choose your elective courses from a wide range of subjects from outside art and design.

	YEAR 1	YEAR 2	YEAR 3
SEMESTER 1	Introduction to Design Practice 30 PTS	Major course 30 PTS	Major course 30 PTS
	Making & Media 15 PTS	Flexible component 15 PTS	Flexible component 15 PTS
	Mahitahi   Collaborative Practices 15 PTS	Flexible component 15 PTS	Flexible component 15 PTS
SEMESTER 2	Major course 30 PTS	Major course 30 PTS	Integrated Design Practice 60 PTS
	Flexible component 15 PTS	Flexible component 15 PTS	
	Flexible component 15 PTS	Flexible component 15 PTS	

Core courses • PTS: Points



"Everything is a practical assignment, which I think is the best way to teach a design practice. AUT has so many facilities for students to use, and it's something students should make the most of as in the workplace we're probably never going to have access to all of these facilities. For industrial design students, the workshop, 3D labs and wet labs in particular are a great help to develop your skills, explore and produce in this degree. I've also really enjoyed that my major has quite a small cohort, which enables us to have close relationships with each other and with the teaching staff."

**Giulia Harper**  
3rd-year student, Bachelor of Design Te Tohu Paetahi mō te Hoahoa in Industrial Design with a minor in Digital Fabrication

# Bachelor of Design Te Tohu Paetahi mō te Hoahoa

Overview continued

## Majors

Choose one of these majors as part of your degree:

- Animation, Visual Effects and Game Design
- Communication Design
- Fashion Design
- Industrial Design
- Interaction Design
- Spatial and Interior Design

Refer to pages 9 to 14 for more details on each of these majors.

If you want to include a second major in your degree, you can choose another subject from the list above or can see more options from different AUT degrees on [aut.ac.nz/majors-minors](http://aut.ac.nz/majors-minors)

## Minors

A minor is smaller than a major. It usually consists of four courses. If you decide to include a minor or two minors in your degree, you could choose from:

- Animated Drawing
- Cinematic Arts
- Contemporary Pacific
- Creative Entrepreneurship
- Design for Health
- Design for Social and Environmental Justice
- Digital Fabrication
- Experimental Surface Design
- Extended Reality
- In Print: Publishing Practices
- Motion Capture
- Painting, Printmaking and Drawing
- Photographic Practice
- Photography, Sculpture and Moving-image
- Temporary Practices / Temporary Publics

For more information on each of these minors scan the QR code on page 7 and to see even more minors from other subjects visit [aut.ac.nz/majors-minors](http://aut.ac.nz/majors-minors)



### Build your degree on our website

Visit our website to build your own degree and see what your three years of study could look like. Simply scan the QR code on page 7.

#### Possible combinations include:

- Bachelor of Design Te Tohu Paetahi mō te Hoahoa in Industrial Design with minors in Design for Health & Design for Social and Environmental Justice (one major, two minors)
- Bachelor of Design Te Tohu Paetahi mō te Hoahoa in Fashion Design with a minor in Creative Entrepreneurship (one major, one minor, plus elective courses of your choice)
- Bachelor of Design Te Tohu Paetahi mō te Hoahoa in Communication Design & Marketing (two majors)

## Bachelor of Design Te Tohu Paetahi mō te Hoahoa Animation, Visual Effects and Game Design



Scan this QR code for details about courses, where your study could lead, and stories about our great graduates and students.

Prepare yourself for a career in the digital creative industries by developing a sound understanding of animation, visual effects and game design. You'll have access to world-class facilities like our green screen, motion capture and virtual reality studios, a virtual production studio and our high-end computer labs with a suite of industry standard software. We also have strong and long-established links with industry, and you'll have opportunities to gain professional experience while studying.

### What this major covers

#### YEAR 1

In the first year, you'll study courses that introduce you to mātauranga Māori, design principles, methods, critical thinking and creative processes, and will learn the foundations of animation, visual effects and game design. In a studio-based environment, you'll work individually and in groups using industry-standard software in our computer labs and digital video production spaces. You'll also start your courses from your second major, minor(s) or elective courses.

#### YEAR 2

You'll study animation, visual effects or game design, working on a series of practice-based projects. You'll also further your critical analysis and trouble-shooting skills, content creation, communication and narrative strategies. Industry networking opportunities include external guest speakers and workshops. You'll also continue with your minor/elective courses or courses from your second major.

#### YEAR 3

You'll complete a major self-directed design project. Projects can be individual, in partnership with another student or undertaken as a group project. You can also carry out workplace experience. Expert industry speakers and workshops offer opportunities for networking and feedback. You'll also complete your final courses from your second major, your minor(s) or elective courses in the first semester. The year ends in a public exhibition where you can show your work to the public.

### Career opportunities

- 2D/3D animator
- Visual effects artist
- Game designer
- Virtual reality artist
- Interactive designer
- Motion capture artist
- Motion designer
- Virtual production artist
- Working in the film industry



"Working on our final-year project and using all the skills from the previous two years was definitely the highlight of my time at AUT. I'm especially proud that our project, 'Rent is overdue', was awarded the AD21 Visual Effects Team Projects Award as well as a Silver award in the Best Awards. I'm very happy to now be working in this industry and being a part of some really cool projects. One of the best aspects about my career is being able to see people's reactions to something I've worked on and hearing that they enjoyed watching it. A highlight for me was working on the A24 film Maxxxine."

#### Tim Griffiths

Junior CG Artist, Fathom  
Bachelor of Design in Digital Design  
with a minor in Cinematic Arts  
Certificate in Science and Technology

## Bachelor of Design Te Tohu Paetahi mō te Hoahoa Communication Design

Scan this QR code for details about courses, where your study could lead, and stories about our great graduates and students.



Explore how to design impactful visuals, and communicate ideas, messages and meaning to respond to societal, environmental and commercially relevant issues. You'll learn to apply graphic and digital skills, create typographic and visual meaning in graphic design, branding, illustration, photography, advertising, motion graphics and art direction. You'll work in open studios and computer labs with industry standard software, and have access to a printmaking lab, risograph, photographic studio and book bindery.

### What this major covers

#### YEAR 1

In the first year, you'll study courses that introduce you to mātauranga Māori, design principles, methods, critical thinking and creative processes. Experimenting with different media, you'll use type and image to exploit graphic design conventions and communicate ideas. In the second semester, you'll explore design systems, industry case studies, and information and content management to convey messages to an audience. You'll also take courses from your second major, minor(s) or elective courses.

#### YEAR 2

You'll work on studio projects and workshops, exploring a range of communication design approaches including branding, campaign strategy, visual identity and social impact projects. You'll become familiar with industry-standard image-making processes and technologies and professional workflows, and focus on image-making and narrative structures, typography, illustration or moving images, depending on your chosen area of design. You'll also continue with your courses from your second major, your minor(s) or elective courses.

#### YEAR 3

You'll complete a significant design project where you can do self-directed creative research that is relevant to your personal and professional career goals. This project will form a substantial part of your communication design portfolio. You'll also complete your final courses from your second major, your minor(s) or elective courses in the first semester of the third year. The year ends in a public exhibition where you can show your work to the public.

### Career opportunities

- Graphic designer
- Advertising and brand creative
- Publication, information or packaging designer
- Motion graphics designer
- Illustrator
- Account manager or creative director
- Content creator



"I appreciated that the tutors and lecturers encouraged and pushed me to be the designer that I am today. I also enjoyed the studio environment, which encouraged exploration, and tactile experiments in the bindery and screen printing room. It was all about finding our personal voice and the reasons why I want to design. During my time as an AUT student, two of my designs were featured in the BJ Ball 2024 type calendar and at our end-of-year exhibition AD23 I was awarded the Adam Tan Memorial Award in Display Typeface Design. I was also given the opportunity to do a summer scholarship with George Hajian, where we worked on the Queer Art Narratives publication."

**Abbey Luong**  
Junior Graphic Designer,  
Studio Pask, Christchurch  
Bachelor of Design in Communication Design  
with a minor in Design Thinking

## Bachelor of Design Te Tohu Paetahi mō te Hoahoa Fashion Design

Scan this QR code for details about courses, where your study could lead, and stories about our great graduates and students.



Study fashion design in a nurturing environment that champions originality, creativity and innovation. This major focuses on conceptualising and developing innovative products that respond to major changes in the consumption of fashion. You'll learn through making, and explore the relationships between the craft of fashion design and modern technology. You'll mainly work in a studio-based environment with access to industry-standard machinery, digital technologies, and a suite of art and design labs.

### What this major covers

#### YEAR 1

In the first year, you'll study courses that introduce you to mātauranga Māori, design principles, methods, critical thinking and creative processes. You'll also start to develop your fashion design practice by learning the basics, including drawing, concept development, pattern cutting and sewing. You'll also take the first courses from your second major, minor(s) or elective courses.

#### YEAR 2

Working in studios, you'll explore unconventional pattern-making methods, undertake 'live' industry projects, and will align your design practice with contexts that reflect a personal design direction. You'll also continue with your courses from your second major, your minor(s) or elective courses.

#### YEAR 3

You'll complete a significant design project where you can do self-directed creative research that is relevant to your personal and professional career goals. You can also carry out workplace experience. You'll complete your final courses from your second major, your minor(s) or elective courses in the first semester of the third year. The year ends in a public exhibition where you can show your work to the public.

### Career opportunities

- Fashion designer
- Fashion writer
- Design assistant
- Production manager
- Fashion buyer or merchandiser
- Fashion marketing or PR



"As fashion design students, we had projects in partnership with Zambesi, one of New Zealand's leading fashion designers, and had industry professionals from the likes of Workshop, Taylor Boutique, Stolen Girlfriends Club and Public Library PR come speak to us. We all had the opportunity to complete internships within the fashion industry, which gave us great practical experience to shape our pathways going forward. I honestly have enjoyed each day of my studies, learning new things about garment construction or pushing myself to undertake projects I didn't think I could accomplish. AUT really opened my mind about all the different career options that are out there within the fashion industry."

**Ella Cook**  
Ngāti Ruanui, Taranaki Iwi, Ngāpuhi  
Master of Design student  
Bachelor of Design in Fashion Design  
with a minor in Creative Entrepreneurship



## Bachelor of Design Te Tohu Paetahi mō te Hoahoa Industrial Design

Scan this QR code for details about courses, where your study could lead, and stories about our great graduates and students.



Discover how to create 'Good design for a better world' by studying industrial design and working creatively towards a better tomorrow for people and the planet. The products you'll design are tangible, three-dimensional crafted or manufactured objects, all with innovation and 'making a difference' at their core. You'll learn about design processes and tools and, through industry-related projects, gain professional experience and connections, setting you up for a successful career in industrial design. You'll be part of a close-knit group of like-minded people, working individually and in teams in designated open-plan design studios.

### What this major covers

#### YEAR 1

In the first year, you'll study courses that introduce you to mātauranga Māori, life-centred design, critical thinking, design principles, and industrial design practice, including design methods, processes and tools. You'll explore key 2D and 3D drawing and communication skills, and spend time in our workshops hands-on exploring materials, methods and forms. Your design studio projects will be practical and collaborative, and you'll develop fundamental design skills and design knowledge. You'll also take the first courses from your second major, minor(s) or elective courses.

#### YEAR 2


You'll undertake more complex creative projects – often in collaboration with industry – and advance your knowledge of industrial design practice. This includes building a deeper understanding of materials and industrial manufacturing technologies. You also further your skills in working with industry-standard digital modelling software. You'll continue with courses from your second major, minor(s) or elective courses.

#### YEAR 3

You'll practise your skills more independently in self-directed projects of your choice to develop your unique portfolio of work, with the option to collaborate with, and get feedback from, industry partners. We'll guide and support you in your design project work, from research and ideation to design refinement and prototyping. You'll also complete your final courses from your second major, your minor(s) or elective courses in the first semester of the third year. The year ends with a public exhibition where you can show your work to industry and the general public.

### Career opportunities

- Product designer or industrial designer
- Furniture designer or homeware designer
- Consumer product designer
- Medical equipment designer
- Sports equipment and performance wear designer
- Service and experience designer



"My dream is to become a boat designer. I love everything about the ocean and outdoors, and once I graduate from AUT I hope to join this niche industry, and design elegant and sustainable boats. Industrial design is a broad course, and delving into design briefs offers many directions – from a small handheld product to a large artefact, a great new system or even an app. It means that I can focus on designing the things I care about. With the support from my lecturers and classmates, I quickly caught up and I'm more than happy with my decision. And it's always great to see the massive range of concepts that the class has developed for each brief."

#### Vajk Peter

3rd-year student, Bachelor of Design Te Tohu Paetahi mō te Hoahoa in Industrial Design

## Bachelor of Design Te Tohu Paetahi mō te Hoahoa Interaction Design

Scan this QR code for details about courses, where your study could lead, and stories about our great graduates and students.



Develop your expertise in interaction design for a range of contemporary and future contexts, technologies and platforms. Interaction design focuses on digital interfaces, as well as physical artefacts. This includes digital web platforms (desktop, mobile and other devices), apps and product interfaces. It can also include design for information systems, wayfinding and navigation, digital dashboards and controls, as well as wearable technologies, augmented and virtual spaces. You'll work individually and in teams to combine knowledge of human-centred frameworks, complex problem solving and visual systems to create solutions to current and future challenges.

### What this major covers

#### YEAR 1

In the first year, you'll study courses that introduce you to mātauranga Māori, design principles, methods, critical thinking, creative processes, as well as user experience and interface frameworks, and techniques, including prototyping, idea analysis and user experience research methodologies. You'll learn about UX and UI principles. You'll also take the first courses from your second major, minor(s) or elective courses.

#### YEAR 2

You'll work on studio projects and workshops, advancing your understanding of creative processes and techniques, lateral thinking, functionality and design systems for navigation within communication channels. Applying UX and UI principles to communication strategies, graphic conventions and typographic systems, you'll develop communication design strategies for brand, navigation and content management. You'll also continue with courses from your second major, minor(s) or elective courses.

#### YEAR 3

You'll focus on integrating narrative structures, communication design systems and theories in industry contexts and practices. In the second semester, you'll complete a significant design project where you can do self-directed creative research that is relevant to your personal and professional career goals. This project will form a substantial part of your design portfolio. You'll also complete your final courses from your second major, minor(s) or elective courses in the first semester of the third year. The year ends in a public exhibition where you can show your work to the public.

### Career opportunities

- Interaction designer
- Digital web designer
- User interface (UI) designer
- User experience (UX) designer
- App designer
- Design researcher



"In high school my favourite class was Digital Information Technologies where we did a lot of creating websites. I got Top of Year for that class in Year 12, and loved the designing phase, and being able to see those designs and rough sketches come to life after coding. Thousands of lines of gibberish create literal pieces of art, and typical users never think about any of that. They just click a button to get from A to B, but there's so much more that goes into that button than we realise. I'm confident that this is what I want to be doing for my career, and AUT feels like the best fit for me – it's modern, practical and technological."

#### Emily Wauters

2nd-year student, Te Tohu Paetahi mō te Hoahoa – Bachelor of Design in Interaction Design & Software Development



## Bachelor of Design Te Tohu Paetahi mō te Hoahoa Spatial and Interior Design

Scan this QR code for details about courses, where your study could lead, and stories about our great graduates and students.



Develop the skills for a career designing interiors, furniture, exhibitions, events, outdoor spaces, retail environments, and scenes for stage and film. As a spatial and interior design student, you unlock the potential of places by designing spatial environments that support, influence, and transform how we live now and into the future. In our studios, you'll work on design briefs across the whole field of spatial and interior design. You test and evolve your ideas through drawings, models, digital simulations and hands-on prototypes, and work with community and industry partners.

### What this major covers

#### YEAR 1

In the first year, you'll study courses that introduce you to mātauranga Māori, design principles, methods, critical thinking and creative processes. You'll also become familiar with essential spatial and interior design concepts and techniques, exploring how we experience and design spatial environments. You'll develop your drawing and digital modelling skills, and learn to analyse spaces from new perspectives by looking at materials, light, surfaces and atmosphere. You'll also take the first courses from your second major, minor(s) or elective courses.

#### YEAR 2


In the second year, you'll continue to analyse real sites and make things in our workshops. You'll apply your developing creative skills and design processes to new, more complex scenarios, and learn about producing instructional documentation. You also continue with your courses from your second major, your minor(s) or elective courses.

#### YEAR 3

In the final year, you'll consider public spaces and situations like streets, galleries and public events. You'll complete a significant design project where you can do self-directed creative research that is relevant to your personal and professional career goals. You'll also complete your final courses from your second major, your minor(s) or elective courses in the first semester of the third year. The year ends in a public exhibition where you can show your work to the public.

### Career opportunities

- Spatial designer/interior designer
- Event and experience designer
- Film and stage designer
- Furniture designer
- Retail designer



"From a young age, I've enjoyed creating visualisations of desirable environments, whether it be built or natural. When the COVID-19 lockdown happened, I decided to study spatial design at AUT as it seemed to fuse together everything I enjoyed about designing spaces. It seemed that I could refine the abilities I had developed when I was younger and turn them into skills that could be used in the real world. In my work at Beca now, I'm proud of being able to work on a variety of projects, both big and small, around New Zealand. What I enjoy most is being part of small team where I can use the skills I developed when I was younger and then honed during my time at AUT in varying projects."

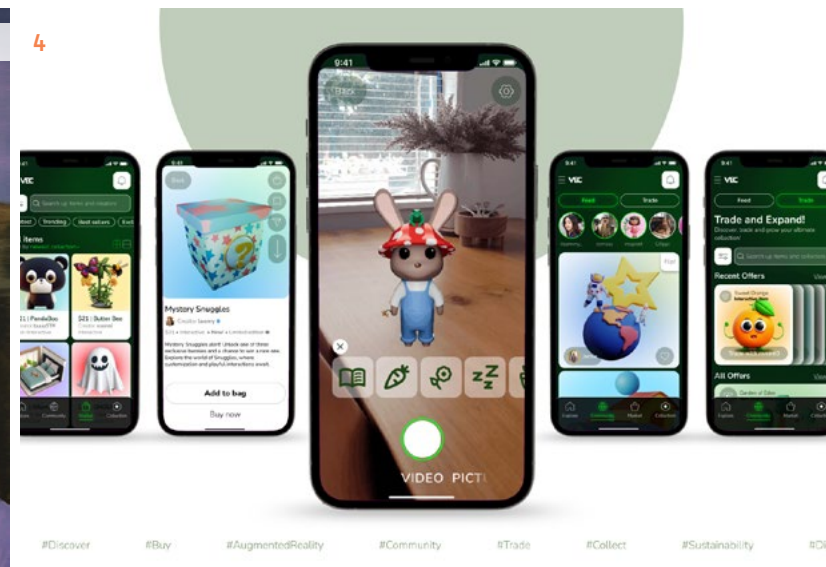
**Jeremiah Rogo**  
Lighting Designer, Beca  
Bachelor of Design in Spatial Design




1 2



3




4



5

1 'Single-handed' by Mia Freeman, Communication Design major 2 'Church Grim' by Orlando Jiang, Animation, Visual Effects and Game Design major 3 'Heavenly Creatures' by Emma Richards, Visual Arts major 4 'Virtual EcoCollect' by Hannah Inez Alcoba, Interaction Design major 5 'Wherever you go, there you are' by Tahlay Christie, Visual Arts major 6 'Drop Necklace' by Daniel Eaton, postgraduate student 7 'Not All Parasites Are Predators' by Piraya Ruengsakoon, Spatial Design major 8 'Archival' by Ella Cook, Fashion Design major



6



7



8



# Bachelor of Visual Arts Te Tohu Paetahi mō Toi Ataata

## Overview

BVA | AK3352

### QUICK FACTS

Level	7
Points	360
Duration	3 years full-time, part-time available
Campus	City
Starts	23 Feb 2026

Passionate about art? This programme prepares you for the demands of a career in contemporary art, whether as an artist or in the many other roles within the art sector. Study visual arts and enjoy a student-centred and studio-based programme where you can follow your interests in art – including drawing, printmaking, digital art, sculpture, moving image, analogue and digital photography, installation, sound, painting, performance, art and technology, social and community-based art practices.

### Entry requirements

#### Minimum entry requirements

University Entrance or equivalent in approved subjects. Refer to the AUT website for further information.

#### Useful New Zealand school subjects

Art History, Classical Studies, Computing, Construction and Mechanical Technologies, Design (Practical Art), Design and Visual Communication, Digital Technologies or Hangarau Matihiko, English, Geography, Hangarau, Hauora, Health, History, Mathematics/Pāngarau, Media Studies, Music Studies, Ngā Mahi a Rēhia, Ngā Toi, Ngā Toi Ataata, Ngā Toi Puoro, Painting (Practical Art), Pāngarau, Photography (Practical Art), Physics, Printmaking (Practical Art), Processing Technologies, Psychology, Pūtaiao/Science, Sculpture (Practical Art), Technology/Hangarau, Te Ao Haka, Te Reo Māori, Te Reo Rangatira, Technology, Visual Arts

#### English language requirements

IELTS (Academic) 6.0 overall with all bands 5.5 or higher; or equivalent

#### Don't meet the entry requirements?

Consider starting with the Diploma in Visual Arts Titohu mō te Toi Ataata – refer to page 22 for more details.



Scan this QR code for details about courses, where your study could lead, and stories about our great graduates and students.

### What this qualification covers

The Bachelor of Visual Arts Te Tohu Paetahi mō Toi Ataata is highly flexible and you can build your degree in a way that reflects you and your interests. To graduate with this degree you need to complete:

#### Core courses (120 points)

These are courses all students in this degree need to take. They cover fundamental visual arts principles and processes, and help you decide which subject to focus on later in your studies. Two of the core courses are Integrated Visual Arts Practices and Professional Contexts in your final semester, which give you a chance to apply what you've learnt in a practice-based project and further your understanding of what to expect from a career in the art industry.

#### Your chosen major (120 points)

Your major is the subject area you want to specialise in. This makes up one third of your degree. You can view the list of majors in this degree on page 18.

#### Flexible component (120 points)

You can choose one of the following options:

- Two minors (60 points each); or
- A minor (60 points) and elective courses (60 points); or
- A second major (120 points)

Your second major and your minor(s) can be from art and design or different AUT degrees, and you can choose your elective courses from a wide range of subjects from outside art and design.

	YEAR 1	YEAR 2	YEAR 3
SEMESTER 1	Core Studio 30 PTS	Major course 30 PTS	Major course 30 PTS
	Visual Arts Contexts 15 PTS	Flexible component 15 PTS	Flexible component 15 PTS
	Mahitahi   Collaborative Practices 15 PTS	Flexible component 15 PTS	Flexible component 15 PTS
SEMESTER 2	Major course 30 PTS	Major course 30 PTS	Integrated Visual Arts Practices 45 PTS
	Flexible component 15 PTS	Flexible component 15 PTS	
	Flexible component 15 PTS	Flexible component 15 PTS	Professional Contexts 15 PTS

Core courses • PTS: Points



"I've enjoyed creating new connections and meeting lifelong friends, enabling me to hold on to unforgettable memories, and learning skills in my degree that will be applicable in my future and day-to-day life. We all have this shared experience of being a student, and mentioning your degree and university enables you to connect with your fellow peers at a deeper level. I also appreciate that AUT has student support services that see you as a person, rather than a statistic, and are here to help. A plethora of clubs to join, countless social events happening and more! It has been a great experience and I'm very grateful to have been involved."

**Hope Manaakitia Korewha**  
Ngāpuhi, Niuean  
3rd-year student, Bachelor of Visual Arts Te Tohu Paetahi mō Toi Ataata



# Bachelor of Visual Arts Te Tohu Paetahi mō Toi Ataata

## Overview continued

### Majors

Choose one of these majors as part of your degree:

- Painting, Printmaking and Drawing
- Photography, Sculpture and Moving-image

Refer to pages 19 and 20 for more details on each of these majors.

If you want to include a second major in your degree, you can choose the other subject from the list above or can see more options from different AUT degrees on [aut.ac.nz/majors-minors](https://aut.ac.nz/majors-minors)

### Minors

A minor is smaller than a major. It usually consists of four courses. If you decide to include a minor in your degree, you could choose from:<sup>1</sup>

- Animated Drawing
- Cinematic Arts
- Contemporary Pacific
- Creative Entrepreneurship
- Design for Health
- Design for Social and Environmental Justice
- Digital Fabrication
- Experimental Surface Design
- Extended Reality
- In Print: Publishing Practices
- Motion Capture
- Painting, Printmaking and Drawing
- Photographic Practice
- Photography, Sculpture and Moving-image
- Temporary Practices / Temporary Publics

For more information on each of these minors scan the QR code on page 17 and to see even more minors from other subjects visit [aut.ac.nz/majors-minors](https://aut.ac.nz/majors-minors)

1. Your minor can't be the same subject you've chosen for your major.



### Build your degree on our website

Visit our website to build your own degree and see what your three years of study could look like. Simply scan the QR code on page 17.

#### Possible combinations include:

- Bachelor of Visual Arts Te Tohu Paetahi mō Toi Ataata in Painting, Printmaking and Drawing with minors in Photography, Sculpture and Moving-image & Marketing (one major, two minors)
- Bachelor of Visual Arts Te Tohu Paetahi mō Toi Ataata in Photography, Sculpture and Moving-image with a minor in Creative Entrepreneurship (one major, one minor, plus elective courses of your choice)
- Bachelor of Visual Arts Te Tohu Paetahi mō Toi Ataata in Painting, Printmaking and Drawing & Photography, Sculpture and Moving-image (two majors)

## Bachelor of Visual Arts Te Tohu Paetahi mō Toi Ataata Painting, Printmaking and Drawing

Scan this QR code for details about courses, where your study could lead, and stories about our great graduates and students.



Explore painting, printmaking and drawing methods, processes and technologies, and develop creative artworks that express your unique voice as a visual artist. You'll be based in our collaborative wānanga/studio environment, and have lots of opportunities to experiment with drawing, painting, relief, intaglio, screen and digital printing, virtual reality drawing/painting and bookbinding. Throughout this major, you'll become familiar with painting, printmaking and drawing in the context of Aotearoa New Zealand but also explore global trends in the art world.

### What this major covers

#### YEAR 1

In the first semester, you'll study core courses that introduce you to fundamental visual arts principles and processes. You'll focus on basic 2D and 3D media, materials and processes; visual language, contemporary and historical visual arts contexts, and the importance of mātauranga Māori.

In your second semester you'll take your first painting, printmaking and drawing course, which is your chance to explore contemporary theories, concepts and techniques in our supportive wānanga/studio environment. You'll also start your courses from your second major, your minor(s) or elective courses.

#### YEAR 2

You'll deepen your knowledge of painting, printmaking and drawing practices and conventions. Based in our collaborative wānanga/studio environment, you'll explore analogue and digital materials, concepts and technologies, and critical theories within a contemporary visual arts context. You'll also continue to take courses from your second major, your minor(s) or elective courses.

#### YEAR 3

You'll continue to advance your understanding of painting, printmaking and drawing processes, technologies and techniques, working in our collaborative wānanga/studio environment. In your final semester you'll apply what you've learnt in a practice-based project and further your understanding of what to expect from a career in the art industry. You'll also continue to take courses from your second major, your minor(s) or elective courses.

### Career opportunities

AUT visual arts alumni are now carving successful careers around the world, as notable artists, curators, arts administrators, academics, teachers and technicians.



"Visual language has always been my most effective way of communicating – creating feels like second nature to me. For that reason, this programme felt like the perfect fit. When I graduate, I'd love to be in a career that lets me express my creativity. When choosing a university, I was drawn to the architecture, the art displayed across campus and even the way people dressed. These elements spoke to a vibrant, creative community where artistic expression was clearly encouraged. I knew this was the environment where my creativity would not only be supported but celebrated. I wanted to be part of that. Having a community that values art just as much as I do has been a pleasant experience."

**Tohu Wairua Aroha Harris**  
*Ngāpuhi, Ngāti Kahungunu, Te Whakatohea*  
3rd-year student, Bachelor of Visual Arts  
Te Tohu Paetahi mō Toi Ataata

## Bachelor of Visual Arts Te Tohu Paetahi mō Toi Ataata Photography, Sculpture and Moving-image

Scan this QR code for details about courses, where your study could lead, and stories about our great graduates and students.



Through photography, sculpture and moving image you can create a range of artworks using different media, ideas, techniques and technologies. You'll become familiar with photography, sculpture or moving image in the context of Aotearoa New Zealand but also discover global trends in the art world. Learning in our wānanga/studio environment, you'll experiment with different methods and techniques, including studio lighting, digital scanning, film processing, darkroom/digital printing, video and still camera technology, sound, editing, moving-image and AI.

### What this major covers

#### YEAR 1

In the first semester, you'll study core courses that introduce you to fundamental visual arts principles and processes. You'll focus on basic 2D and 3D media, materials and processes; visual language, contemporary and historical visual arts contexts, and the importance of mātauranga Māori.

In your second semester you'll take your first photography, sculpture or moving image course where you can explore contemporary theories, concepts and techniques in our supportive wānanga/studio environment. You'll also start your courses from your second major, your minor(s) or elective courses.

#### YEAR 2

You'll further your understanding of photography, sculpture or moving image media. You'll learn in our wānanga/studio environment where you'll explore different materials, concepts and technologies, and contemporary visual arts theories. You'll also continue to take courses from your second major, your minor(s) or elective courses.

#### YEAR 3

You'll continue your exploration of photography, sculpture or moving image media processes, technologies and techniques, working in our collaborative wānanga/studio environment. In your final semester you apply what you've learnt in a practice-based project and further your understanding of what to expect from a career in the art industry. You'll also continue to take courses from your second major, your minor(s) or elective courses.

### Career opportunities

AUT visual arts alumni are now carving successful careers around the world, as notable artists, curators, arts administrators, academics, teachers and technicians.



"I have a real interest in photographing within nature, capturing moments of time. I also have a passion for sports, so can see myself taking my photography in different directions in the outdoors. Having my work in galleries or people's homes other than my family and friends would be pretty cool. When I saw what AUT had to offer with the visual arts degree, and the art and design school, I was excited about the different pathways I could explore. I really liked the wide variety of the resources available, and the modern nature of the degree and the campus facilities. The other students, lecturers and support staff at AUT have created such a community throughout my studies. The one-on-one time lecturers spend with you is invaluable – they get to know you as a person; not only as a student."

**Harriet Graham**  
3rd-year student, Bachelor of Visual Arts  
Te Tohu Paetahi mō Toi Ataata

## Diploma in Design Tītohu mō te Hoahoa

Scan this QR code for details about courses, where your study could lead and stories about our great graduates and students.



Passionate about design? Our Diploma in Design Tītohu mō te Hoahoa is another way into AUT. If you're not entirely sure what to expect from uni or from studying design, or missed out on getting into your dream degree, the diploma is a great way to begin your university studies and broaden your knowledge of design. You'll take the same courses as our first-year bachelor's degree students, with additional academic and student support. It's a great way to try university and gain a qualification in one year. Once you've completed your diploma you can then move into Year 2 of the Bachelor of Design Te Tohu Paetahi mō te Hoahoa, which means you can still complete your chosen bachelor's degree in three years.

### Entry requirements

#### Minimum entry requirements

- University Entrance OR
- 42 NCEA credits at Level 3, including UE literacy and numeracy, with:
  - 10 credits in each of 3 approved subjects, OR
  - 12 credits in each of 2 approved subjects and 14 credits across 2 further subjects

#### English language requirements

IELTS (Academic) 5.5 overall with a minimum of 5.5 in writing and a minimum of 5 in other bands, or equivalent.

### What this qualification covers

You'll become familiar with different design methods and processes, and the history and theories of design. You'll also build your academic writing, communication, critical thinking and problem-solving skills to give you the confidence for further study.

The courses you study are from the first year of the Bachelor of Design Te Tohu Paetahi mō te Hoahoa. After you've completed this diploma, you can then cross-credit your courses and transfer to the second year of our design degree. Your diploma courses can also help you decide which subjects you might like to focus on later once you move into our bachelor's degree. We will work with you to help you identify where you want to go and what courses will help you get there.

### Further study

- Bachelor of Design Te Tohu Paetahi mō te Hoahoa

Because you study the same first-year courses as our bachelor's degree students, you can move into the second year of the Bachelor of Design Te Tohu Paetahi mō te Hoahoa once you've completed this diploma.

DipDes | AK3640

### QUICK FACTS

Level	5
Points	120
Duration	1 year full-time, part-time available
Campus	City
Starts	23 Feb 2026



"Since I was a child I've loved film and animation, which therefore led to my decision to study visual effects at university. I'd love to be a VFX artist or an animator after I finish my studies and start my career. When I was looking at my university options, I chose AUT because I knew that it's a very practical, hands-on university and I learn better while I'm doing things. They also offered the Diploma in Design Tītohu mō te Hoahoa, which was the perfect way for me to start my university journey as I didn't have UE level 3 to do a bachelor's degree."

**Jess MacDonald**  
2nd-year student, Bachelor of Design  
Te Tohu Paetahi mō te Hoahoa in Animation,  
Visual Effects and Game Design with a minor  
in Cinematic Arts  
Diploma in Design Tītohu mō te Hoahoa



# Diploma in Visual Arts Titohu mō te Toi Ataata

Scan this QR code for details about courses, where your study could lead and stories about our great graduates and students.



Interested in visual arts? Start your university studies with our Diploma in Visual Arts Titohu mō te Toi Ataata. It's another way into AUT; perfect if you're not entirely sure what to expect from uni or from studying visual arts, or missed out on getting into your dream degree. You'll take the same courses as our first-year bachelor's degree students, with additional academic and student support. It's a great way to try university and gain a qualification in one year. Once you've completed your diploma you can then move into Year 2 of the Bachelor of Visual Arts Te Tohu Paetahi mō Toi Ataata, which means you can still complete your chosen bachelor's degree in three years.

### Entry requirements

#### Minimum entry requirements

- University Entrance OR
- 42 NCEA credits at Level 3, including UE literacy and numeracy, with:
  - 10 credits in each of 3 approved subjects, OR
  - 12 credits in each of 2 approved subjects and 14 credits across 2 further subjects

#### English language requirements

IELTS (Academic) 5.5 overall with a minimum of 5.5 in writing and a minimum of 5 in other bands, or equivalent.

### What this qualification covers

You'll become familiar with different 2D and 3D artmaking methods and processes, the history and theories of visual arts, and the importance of mātauranga Māori. You'll also develop your academic knowledge and study skills to give you the confidence for further study.

The courses you study are from the first year of the Bachelor of Visual Arts Te Tohu Paetahi mō Toi Ataata. After you've completed this diploma, you can then cross-credit your courses and transfer to the second year of our visual arts degree. Your diploma courses can also help you decide which subjects you might like to focus on later once you move into our bachelor's degree. We will work with you to help you identify where you want to go and what courses will help you get there.

### Further study

- Bachelor of Visual Arts Te Tohu Paetahi mō Toi Ataata

Because you study the same first-year courses as our bachelor's degree students, you can move into the second year of the Bachelor of Visual Arts Te Tohu Paetahi mō Toi Ataata once you've completed this diploma.

DipVA | AK2007

### QUICK FACTS

Level	5
Points	120
Duration	1 year full-time, part-time available
Campus	City
Starts	23 Feb 2026



"I loved photography in high school, and wanted to see if I still like doing art and being creative. I took a two-year break between high school and university, and engaging with art again has sparked new creativity in my life. By doing the diploma I've learnt that I still love visual arts, especially photography. I'm an ambivert, a mix between an introvert and extrovert, so university has been a completely different lifestyle, and I've loved everything this comes with. I've especially enjoyed the quick hands-on art style in the diploma. I've found that this has enabled me to quickly come up with ideas during the making process or before starting a new project."

**Robert Phillip Alexander Wooster**  
Ngāti Kahungunu Ki Heretaunga  
Diploma in Visual Arts Titohu mō te Toi Ataata student



1 2



3

- 1 Our wet lab equipment includes kilns, wheels, extruders, a fume bench, wax heaters and a resin room
- 2 Our 3D workshop uses a range of wood machining, CNC machining, metal fabrication and plastic moulding
- 3 You can use our digital fabrication studios for experimentation and prototyping purposes
- 4 Facilities and processes in our printmaking studio include screen printing, intaglio, relief printing and lithography
- 5 The bindery facility is equipped with an assortment of hardware and specialised tools including guillotines, presses and a digital foiler
- 6 As an industrial design student, you'll have access to open plan design studios



5 6





## Overview of postgraduate qualifications



Scan this QR code for more details on postgraduate art and design programmes.

AUT is Aotearoa New Zealand's fastest growing postgraduate study destination. We offer a wide range of postgraduate programmes to help you achieve your goals, and further your art and design practice. Our world-leading academics are research-active experts at the forefront of their disciplines, and you can complete your research using our state-of-the-art facilities.

### Master of Design

The Master of Design is a research degree that helps you develop your design expertise and empower your decision-making as a designer. You work on interdisciplinary projects and can specialise in one of the following areas: communication and graphic design, interaction and user experience design; animation, VFX and game design; fashion design, textile design, design for health and wellbeing, industrial and product design, and spatial and interior design. You apply creative research strategies and can contribute to a vibrant, collaborative design culture.

### Master of Visual Arts

The Master of Visual Arts is an interdisciplinary research degree for creative practice graduates and art professionals. The degree is highly flexible and caters for students from a variety of backgrounds and experiences. You select a learning pathway and develop an artistic project that reflects your practice and research interests. You have access to individual studio spaces, supervision support and well-equipped specialist facilities and labs. Your research will contribute to current conversations around creative practice.

### Master of Philosophy

The Master of Philosophy is a one-year research-only master's degree. It gives you the opportunity to undertake a research project of an applied or professional nature, under the supervision of art and design staff. It can also serve as a pathway to more advanced research at doctoral level.

### Doctor of Philosophy

The Doctor of Philosophy (PhD) is a thesis-based research degree that leads to advanced academic and theoretical knowledge in a specialist area. It's the highest qualification offered at a university. It enables you to make an original contribution to understanding in the field of art and design, and meet recognised international standards for such work. You work closely with a supervisor to prepare a thesis, which is then examined by independent experts applying contemporary international standards.







## University admission to AUT bachelor's degrees

### University admission to AUT bachelor's degrees

If you're a New Zealand citizen or resident, or an international student studying in a New Zealand high school, you must meet the requirements for University Entrance to gain admission to bachelor's degrees, plus any additional requirements for your chosen programme such as specific subjects and interviews.

### Admission categories

You may be granted University Entrance under:

- NCEA University Entrance
- Ad Eundem Statum admission (at an equivalent level) – this includes Cambridge Assessment International Education (CAIE) and International Baccalaureate Diploma Programme (IB)
- Discretionary Entrance
- Special Admission

To find out more about entry requirements, including entry requirements for international students, scan the QR code on the opposite page.

## English language requirements

If you don't have English as your first language, you may have to show evidence of your English language skills. Visit [aut.ac.nz/englishrequirements](http://aut.ac.nz/englishrequirements) for details about English language testing and recognised English tests.

## International students

Contact us for information regarding studying at AUT if you're not a citizen or permanent resident of New Zealand or Australia, or a citizen of the Cook Islands, Niue or Tokelau islands.

Visit [aut.ac.nz/int/entryrequirements](http://aut.ac.nz/int/entryrequirements) for entry requirements for specific countries. If you have any questions, you can contact us at [aut.ac.nz/enquire](http://aut.ac.nz/enquire)

## UniPrep programme

Not sure if you're ready for university or what to expect at AUT? Taking place over five weeks in January and February every year, UniPrep is designed to ease you into university life and ensure you get the best possible start. Expect to advance your study skills, make lifelong friends, take part in team activities, find out where to get support for your studies and complete your first university course. Once you're part of our UniPrep whānau, just know – we got you!

Visit [aut.ac.nz/uniprep](http://aut.ac.nz/uniprep)

## NCEA university entrance

You must achieve all of the below

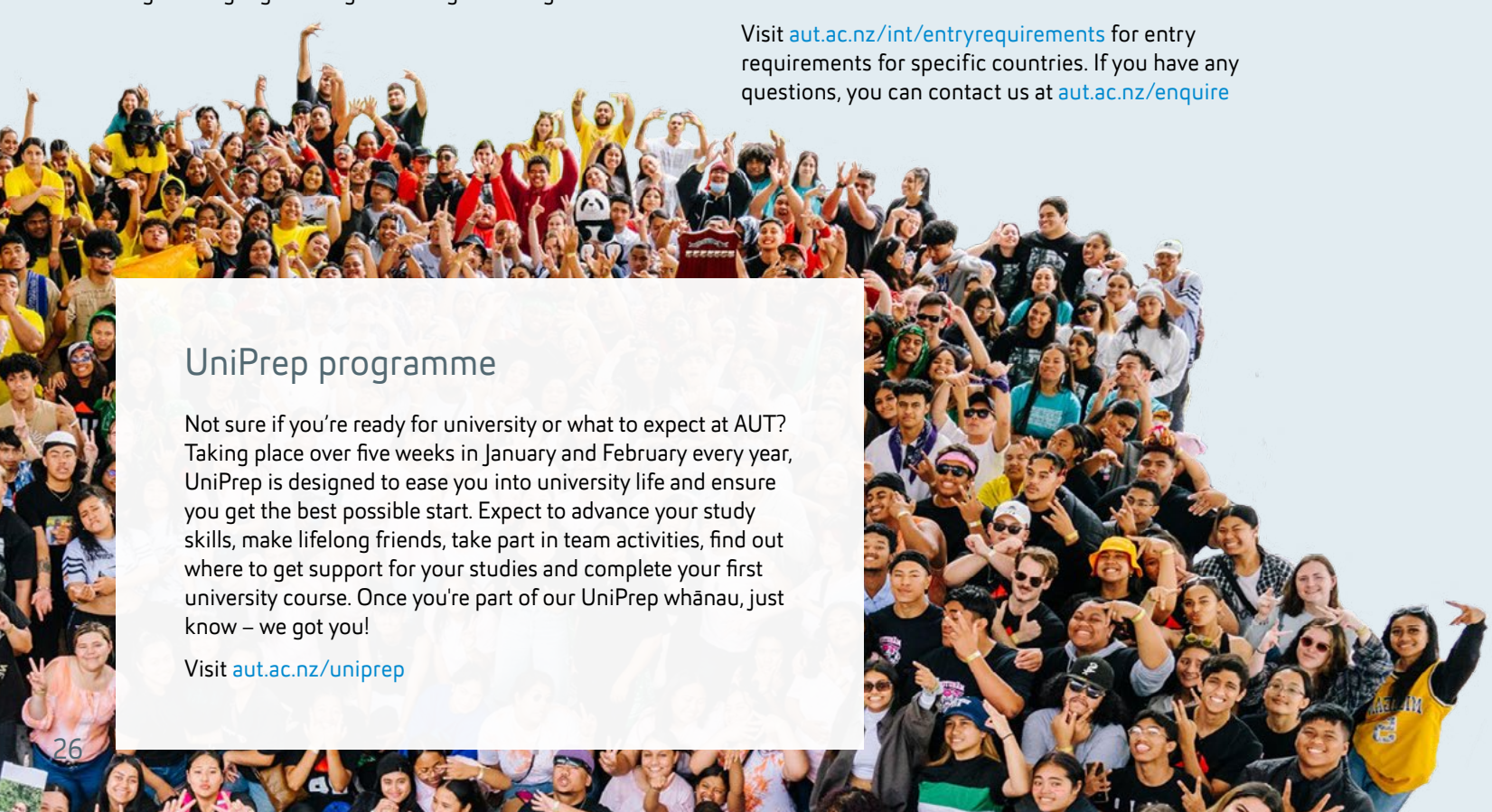
Level 3 (60 credits)	UE Literacy	Numeracy
<p>Within the 60 credits, you need to at least achieve the below</p> <ul style="list-style-type: none"> <li>14 credits in approved subject 1</li> <li>14 credits in approved subject 2</li> <li>14 credits in approved subject 3</li> <li>18 credits from any Level 3 standards</li> </ul>	<ul style="list-style-type: none"> <li>5 Reading credits (Level 2 or 3)</li> <li>5 Writing credits (Level 2 or 3)</li> </ul>	<ul style="list-style-type: none"> <li>10 Numeracy credits at Level 1, 2 or 3</li> </ul>

To find out more visit [www2.nzqa.govt.nz/ncea/understanding-secondary-quals/university-entrance](http://www2.nzqa.govt.nz/ncea/understanding-secondary-quals/university-entrance)

## Getting UE through CAIE or IB? Here's what you will need:

CAIE	IB <sup>1</sup>
<p>120 points on the New Zealand CAIE Tariff at A or AS level in any subjects that are broadly equivalent to NCEA approved subjects</p> <p>D or above in at least 3 different subjects (excluding Thinking Skills)</p>	<p>E or above in English Language, Language and Literature in English or Literature at AS or A level</p> <p>D or above in IGCSE or GCSE Mathematics, or any mathematics subject passed at AS or A level</p>
<p>IB Diploma with a minimum 24 points</p>	<p>Literature or language and literature (SL or HL) – IB Group 1, with English as the language</p> <p>Any mathematics subject – IB Group 5</p>

1. New Zealand residents who have taken IB but have not been awarded the diploma may apply for discretionary entrance.



# Ngā utu whakauru, ngā karahipi FEES & SCHOLARSHIPS

**Cost is an important factor when thinking about university study. This page gives you an idea of the approximate tuition fees at AUT, and different options to help you fund your education including scholarships, student loans and allowances.**

To give you an idea of approximate costs, the 2025 tuition fees are shown below (based on full-time study and completing 120 points per year). All fees are in NZ dollars and include GST. The 2026 tuition fees will be advertised on [aut.ac.nz/fees](http://aut.ac.nz/fees) as soon as they have been set. You may also need to pay additional fees for course materials or elective courses (check with your faculty if there are additional fees for your programme).

## Domestic student tuition fees

### Undergraduate programmes

**Fee (per year):** \$8,918–\$8,975 (for 120 points)<sup>1</sup>  
(\$7,726–\$7,783 tuition fees  
+ \$1,192 student services levy)

1. Part-time students pay a proportion of the fee based on the number of academic points they are studying.

## International student tuition fees

### Undergraduate programmes

**Fee (per year):** \$42,292–\$42,692 (for 120 points)  
(\$41,100–\$41,500 tuition fees  
+ \$1,192 student services levy)

Please note that you must pay your fees in full by the date specified on your fees invoice.

To find out more about fees call **+64 9 921 9779** or **0800 AUT AUT** (0800 288 288).

## Student loans and allowances<sup>1</sup>

If you're a full-time domestic student, you may qualify for a student loan or allowance. Student loans and allowances are administered and paid by StudyLink. The application process can take some time, so it's a good idea to apply early. You can apply for a student loan or student allowance before your enrolment at AUT is complete.

To find out more call **0800 88 99 00** or visit [studylink.govt.nz](http://studylink.govt.nz)

## Free fees for your university study<sup>1</sup>

Eligible domestic students may receive their final year of full-time study fees-free. To check if you're eligible for fees-free study visit [aut.ac.nz/fees](http://aut.ac.nz/fees)

1. Domestic students only, not available to international students.

## Financial assistance

We know that sometimes things happen and financial stress can impact your academic success. That's why we offer financial support that ranges from offering grocery or fuel vouchers, to helping with that unexpected bill.

## StudyLink

Visit [studylink.govt.nz](http://studylink.govt.nz) for tools, tips and information to help you plan and understand the costs you will have while studying.

## Scholarships and awards

**Scholarships and awards are a great way to fund your university study. There is a wide range of scholarships and awards available to AUT students at all stages of their study including the Welcome to Auckland scholarship and Find Your Greatness scholarship (details below).**

Visit the scholarships website for a full current list of scholarships offered by AUT and external funders, as well as application forms and closing dates. You can also contact AUT's Scholarships Office for advice on scholarships, awards and the scholarship application process.

### AUT Welcome to Auckland Scholarships

Because we recognise the challenges students may face when moving to Auckland, AUT's three-year Welcome to Auckland scholarships make a contribution towards students' accommodation and study fees. These scholarships recognise high-achieving secondary school students living outside of Auckland who intend to enrol in bachelor's degree study commencing in 2026.

### AUT Find Your Greatness Scholarships – School Leaver

AUT's Find Your Greatness undergraduate scholarships for school leavers reflect our commitment to creating great graduates. These three-year scholarships recognise students' academic achievement, as well as students' potential leadership ability and contribution to their school or community, cultural pursuits or sport at a representative level.

The Find Your Greatness scholarships are offered in the four categories below for study commencing in 2026:

- Academic Excellence
- All Rounder
- Hiki Ake (Lift Up)
- Kiwa (Māori and Pacific students)

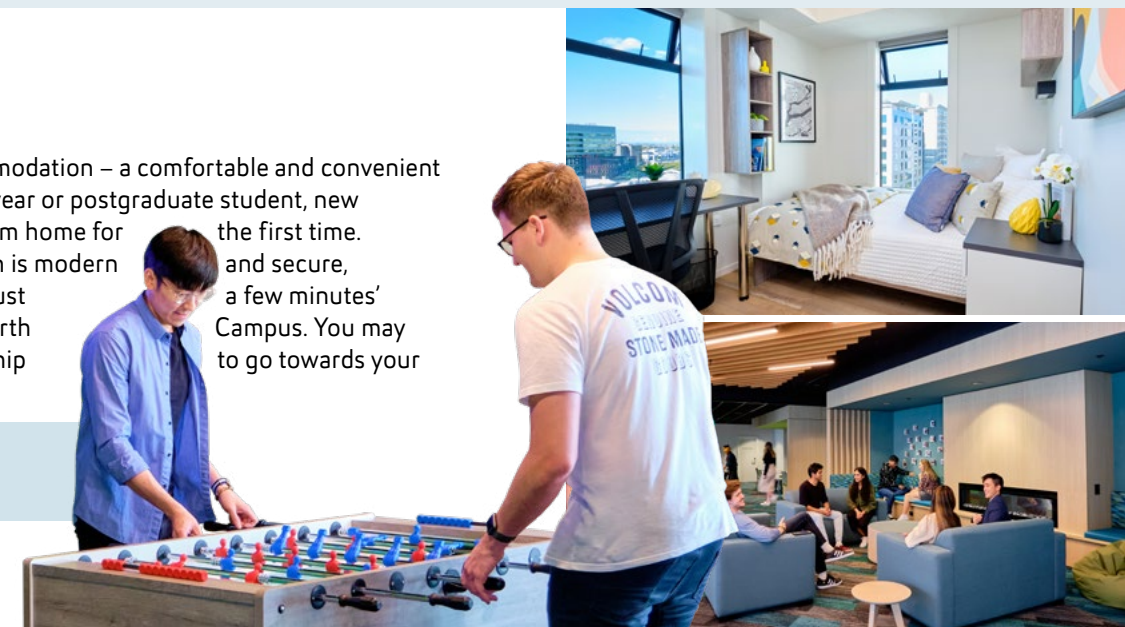
Applicants will be considered in all categories for which they are eligible.

To find out more call **+64 9 921 9837** or visit [aut.ac.nz/scholarships](http://aut.ac.nz/scholarships)

## Accommodation

Check out our student accommodation – a comfortable and convenient option whether you're a first-year or postgraduate student, new to Auckland, or living away from home for the first time. AUT's student accommodation is modern and secure, offering a social community just a few minutes' walk away from our City or North Campus. You may even be eligible for a scholarship to go towards your accommodation costs.

Visit [aut.ac.nz/accommodation](http://aut.ac.nz/accommodation)





# He pēhea te tono HOW TO APPLY

Below is the step-by-step guide to the application process.  
For more information visit [aut.ac.nz/apply](https://aut.ac.nz/apply)

## 1 APPLY EARLY

Places are limited. Submit your application well before the semester starts.

APPLYING FOR SEMESTER 1, 2026  
– apply by 1 December 2025

## 2 COMPLETE THE APPLICATION FORM

- Apply online
- Indicate your programme(s) of choice and major (if known)

International students can also apply using an AUT approved international agent. For a list of AUT registered agents visit [aut.ac.nz/international-agents](https://aut.ac.nz/international-agents)

### SUBMIT YOUR APPLICATION

#### WE ACKNOWLEDGE YOUR APPLICATION

- We will send you an acknowledgment email, which explains how to check the status of your application
- We will contact you if we need more information

#### WE ASSESS YOUR APPLICATION

- We assess your application to ensure you have met the entry criteria for the programme(s) you are applying for
- We consider your academic history and relevant experience to ensure you can succeed in your programme
- We let you know if your application has been successful

#### POSSIBLE OUTCOMES

**CONFIRMED** We would like to offer you a place to study at AUT

**PROVISIONAL** You have met some of the criteria for entry to your chosen programme of study and we would like to offer you a provisional place to study at AUT. If you don't meet the rest of the requirements, then this offer will be withdrawn

**CONDITIONAL** You have to meet the conditions and approvals listed in your conditional offer to be able to secure a formal offer of place

**DECLINED** If you don't meet the entry requirements or all places are taken, we may offer you an alternative programme

## 3 ACCEPT YOUR OFFER

It's important that you respond as soon as possible, particularly if you've been offered a place in a programme with limited places.

Once you've accepted your offer of place, we'll let you know how to enrol in the courses for your programme, and you can start to get excited about joining AUT.

Ready to apply?  
[apply.aut.ac.nz](https://apply.aut.ac.nz)



Ētahi atu kōrero  
FIND OUT MORE



aut.ac.nz

### Need some help?

Visit [aut.ac.nz/enquire](https://aut.ac.nz/enquire), ask us your question and we'll call you back. Or you can phone **0800 AUT AUT** (0800 288 288) to speak to one of our friendly advisors. We can help with any questions you may have, and you could also book a course counselling session or a campus tour.

### Campuses

**City Campus**  
55 Wellesley Street East, Auckland Central

**North Campus**  
90 Akoranga Drive, Northcote, Auckland

**South Campus**  
640 Great South Road, Manukau, Auckland

Connect with us now:



### AUT LIVE

Join us at our open day, AUT LIVE, on the City Campus and see everything AUT has to offer to help you make an educated decision about university study.

[aut.ac.nz/live](https://aut.ac.nz/live)







**0800 AUT AUT (0800 288 288)**

Auckland University of Technology  
Auckland, New Zealand  
[aut.ac.nz](http://aut.ac.nz)

Enquire now  
[aut.ac.nz/enquire](http://aut.ac.nz/enquire)

**Connect with us now:**



This booklet is printed on Satin matt paper which is certified by the Forest Stewardship Council® (FSC®) as an FSC Mix paper from well managed forests and other responsible sources.

We print using BIO-inks that contain materials that are based on renewable resources including wood resin (rosin, colophony), and vegetable oils, linseed oil and soybean oil and the printing company is FSC certified.