

AUT

TE WĀNANGA ARONUI
O TĀMAKI MAKĀU RAU

UNIPREP

Application Guide

To apply for UniPrep, you'll need to make a formal application to AUT – but don't worry, this guide will help you!

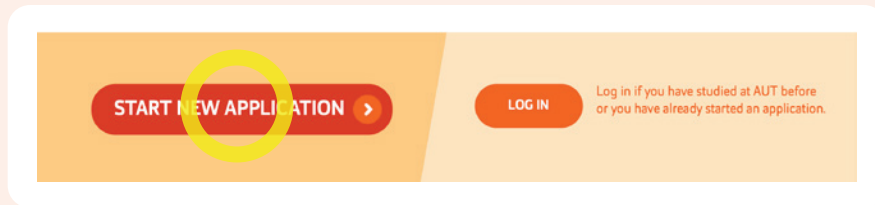


CLICK HERE

to access the online application form.
Use this guide to help you through the process.

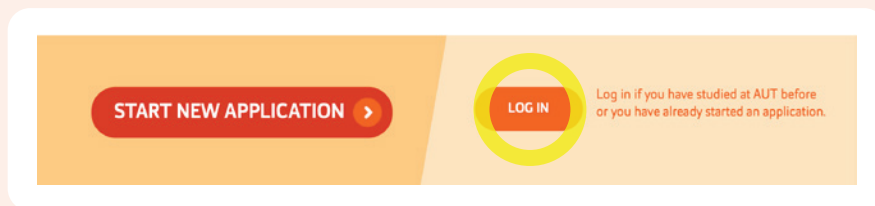
New applicants

If you've never applied to study at AUT before (including any short courses), click on **Start new application**.



Returning applicants

If you've already applied for an AUT programme in the past (including any short courses), click the **Log in** button and skip to the **Returning applicants** section further on in this guide.



Need more help?

Contact our friendly team at:

✉ uniprep@aut.ac.nz

☎ 0800 AUT AUT
(0800 288 288)

🌐 Visit aut.ac.nz/uniprep
for more information

New applicants

01 Fill in your personal details, then press **Next**

1 Personal details 2 My programmes 3 Education details 4 Upload documents 5 Contact details 6 Demographic information 7 Upload photo 8 Confirm and submit

Personal details

Enter your details as they appear on your birth certificate or passport.
You must give us your legal name – not a short version or a nickname.

Title

Legal first name(s) *

Legal last / family name(s) *

Email address *

Date of birth *

Day Month Year

Gender *

Another gender
 Female
 Male

Country of citizenship *

NEXT

02 Tick **UniPrep** and click on **Show results**

My programmes

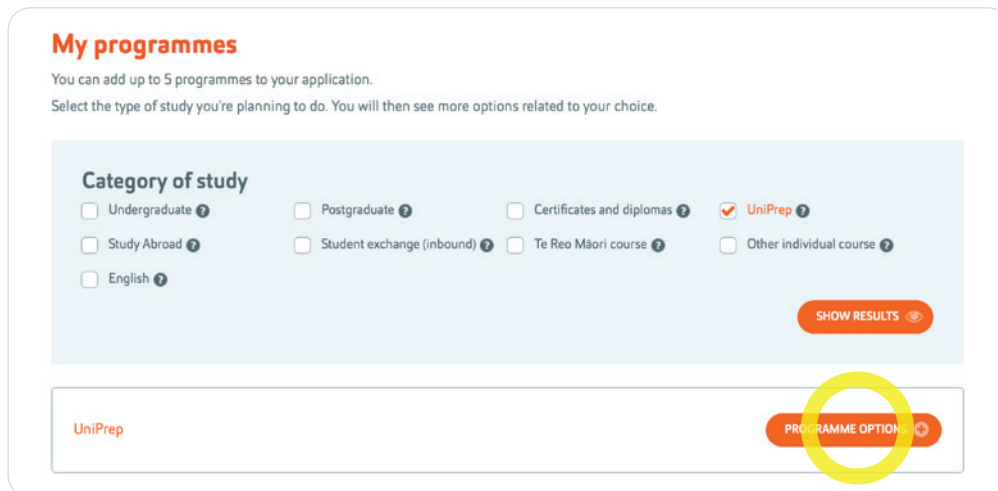
You can add up to 5 programmes to your application.
Select the type of study you're planning to do. You will then see more options related to your choice.

Category of study

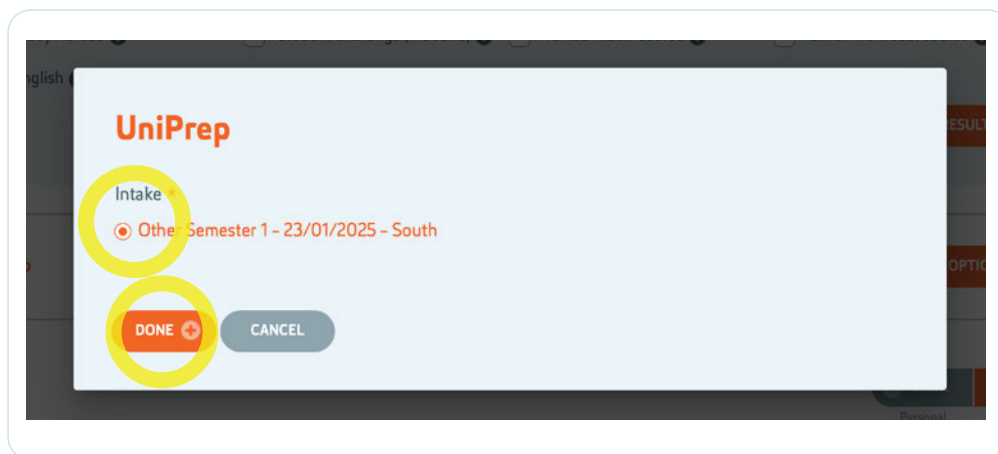
Undergraduate Postgraduate Certificates and diplomas UniPrep Study Abroad Student exchange (inbound) Te Reo Māori course Other individual course

SHOW RESULTS

03 Click on **Programme options**



04 Select the **Other Semester 1 – 23/01/2025 – South** intake, then click on **Done**



05 On the **My programmes** page, click on **Next**



06 Fill in your education details completely, then click on **Next**

Education details

Tell us about your current and/or previous education.

Final high school you attended / are attending

High school is also known as secondary school or college (you normally attend from around age 13 for 5 years).

Where is / was your final high school? *

New Zealand
Another country
I didn't go to high school

National Student Number (if known) ?

Tertiary and foundation level study

Have you studied at university or foundation level before, or at any other tertiary education provider? * ?

No, I haven't studied at tertiary level
More than 6 months full-time (or equivalent)
Less than 6 months full-time (or equivalent)

Language

Is English, Māori or NZ Sign Language your first language? *

Yes
No

← BACK
NEXT →

07 When you get to the **Upload documents** step, click on **Save**

AUT
SAVE

1
2
3
4
5
6
7
8

Personal details
My programmes
Education details
Upload documents
Contact details
Demographic information
Upload photo
Confirm and submit

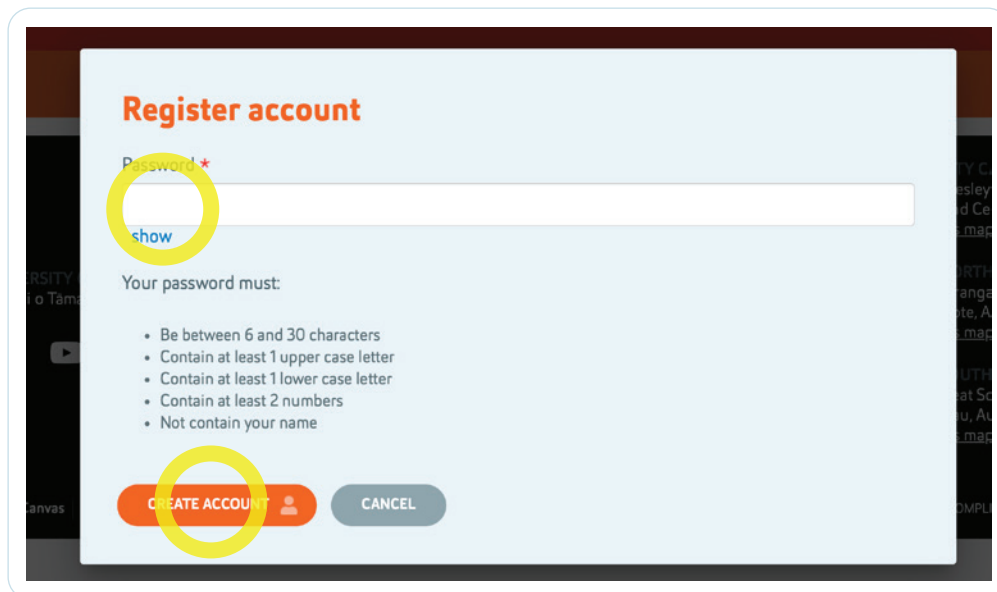
Upload documents

Save your details

Before we can tell you if you need to supply any documents, you need to save your details to register an account. It won't take long, and you can then log in at any time to edit or complete your application.

← BACK
NEXT →

- 08 Type in a **password** and click on **Create account**. Keep your email open because you only have 15 minutes to verify your account.



Register account

Password *


show

Your password must:

- Be between 6 and 30 characters
- Contain at least 1 upper case letter
- Contain at least 1 lower case letter
- Contain at least 2 numbers
- Not contain your name

CREATE ACCOUNT CANCEL

- 09 Go into your emails and click on **Verify your account now**



YOUR AUT APPLICATION IS INCOMPLETE

Hi

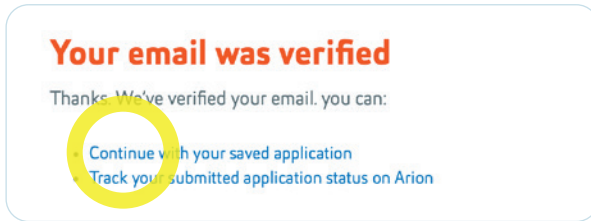
Thanks for starting your application to study at AUT.

To complete your application, click on the link below to verify your account.
[Verify your account now](#)


Once you've verified your account, you can log in any time to complete or edit your application.

AUT

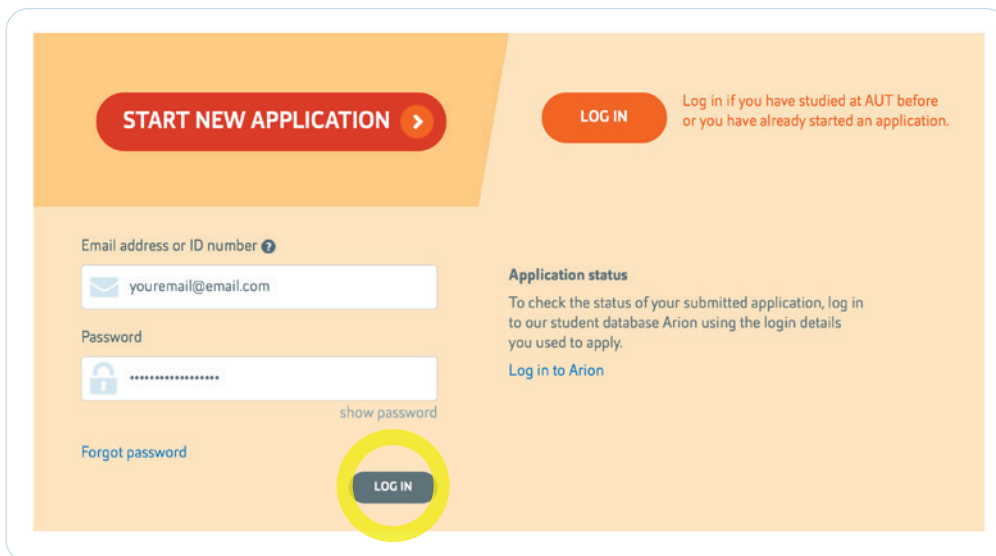
10 Click on **Continue with your saved application**



11 Click the **Log in** button



12 Fill in your login details and click on **Login**



13

Click on **Contact details**, fill in your contact details completely, then click on **Next**

Contact details

We will use this information to contact you about your application and for student communications.
You can update your contact details at any time.

Preferred name(s)

Preferred first name (if different to your legal name) *

Preferred last name (if different to your legal name) *

Contact number(s) *

Mobile number

Home number

Please enter a mobile or home number.

Address

Enter the address you live at most of the time. You can also give us a mailing address, and you can change these details later.

Country *

Unit/Flat number Street number

Street *

Suburb City/Town

Post code

This is my preferred mailing address

Will your address when you are studying here be different from the address you entered above?

Emergency contact information

Enter the details of a friend or family member we can contact in an emergency.

Full name *

Phone number *

Relationship to you *

Alternative/trusted contact

Full name

Phone number

Relationship to you

Upload documents Demographic information

14 Fill in your **Demographics details**, then click on **Next**

<input type="checkbox"/> African	<input type="checkbox"/> Indian	<input type="checkbox"/> Other Pacific Peoples
<input type="checkbox"/> Australian	<input type="checkbox"/> Italian	<input type="checkbox"/> Other Southeast Asian
<input type="checkbox"/> British/Irish	<input type="checkbox"/> Japanese	<input type="checkbox"/> Polish
<input type="checkbox"/> Cambodian	<input type="checkbox"/> Korean	<input type="checkbox"/> Samoan
<input type="checkbox"/> Chinese	<input type="checkbox"/> Latin American	<input type="checkbox"/> South Slav
<input type="checkbox"/> Cook Island Maori	<input type="checkbox"/> Middle Eastern	<input type="checkbox"/> Sri Lankan
<input type="checkbox"/> Dutch	<input type="checkbox"/> New Zealand Maori	<input type="checkbox"/> Tokelauan
<input type="checkbox"/> Fijian	<input type="checkbox"/> Niuean	<input type="checkbox"/> Tongan
<input type="checkbox"/> Filipino	<input type="checkbox"/> NZ European/Pakeha	<input type="checkbox"/> Vietnamese
<input type="checkbox"/> German	<input type="checkbox"/> Other Asian	<input type="checkbox"/> Other
<input type="checkbox"/> Greek	<input type="checkbox"/> Other European	

Do you identify as LGBTQIA+ (Lesbian, Gay, Bi, Trans, Takatapui, Queer, Intersex, Asexual, Plus)? At AUT our LGBTQIA+ communities are known as the Rainbow Community. [?](#)

Do you describe yourself as disabled, Deaf, tangata whaikaha Māori, or living with a long-term physical or mental health condition? * [?](#)

Yes
 No
 Prefer not to disclose

<input type="checkbox"/> Neurodivergent (e.g. ADD, ADHD, ASD etc)	<input type="checkbox"/> Medical (chronic or on-going)	<input type="checkbox"/> Speech (e.g. Apraxia, Dysarthria etc)
<input type="checkbox"/> Deaf	<input type="checkbox"/> Medical (temporary)	<input type="checkbox"/> Blind
<input type="checkbox"/> Hard of Hearing	<input type="checkbox"/> Physical	<input type="checkbox"/> Low vision
<input type="checkbox"/> Intellectual (e.g. Down Syndrome, Prader-Willi syndrome, FASD etc)	<input type="checkbox"/> Mental health	<input type="checkbox"/> Other, please specify
	<input type="checkbox"/> Specific Learning (e.g. dyslexia, dyscalculia, dysgraphia etc)	

Contact details Upload photo

15 When you get up to the **Upload photo for student ID** step, click on **Next**

Upload photo for student ID

Save your details

Before you can upload a photo, you need to save your details to register an account. It won't take long, and you can then log in at any time to edit or complete your application.

Demographic information Confirm and submit

16 Review your details and once you're ready, tick the **Terms and conditions** box and then click on **Submit**. We'll be in touch soon!

Confirm and submit

You can submit your application on this page, or review it first.

Ready to submit?

Choose the country you are applying from *

New Zealand ▼

Tick the box to agree to our terms and conditions before you submit your application.

I acknowledge and agree to all terms and conditions related to submission of this application. [View declaration terms and conditions](#) *

Returning applicants

If you've already applied for a course in the past, most of your information will be pre-filled.

01 On this screen, click on **Apply for another programme**

Submitted application status

Programme (Pathway)	Start Date	Status	Options
Master of Disaster Risk Management and Development (Master of Disaster Risk Management and Development)	3/03/2025	Accepted Offer	Withdraw
Bachelor of Laws (Part I (Standard))	1/03/2021	Accepted Offer	None
Bachelor of Laws (Part I (Standard))	26/02/2018	Cancelled by AUT	None

APPLY FOR ANOTHER PROGRAMME

02 Tick **UniPrep** and click on **Show results**

My programmes

You can add up to 5 programmes to your application.
Select the type of study you're planning to do. You will then see more options related to your choice.

Category of study

Undergraduate [?]
 Postgraduate [?]
 Certificates and diplomas [?]
 UniPrep [?]
 Study Abroad [?]
 Student exchange (inbound) [?]
 Te Reo Māori course [?]
 Other individual course [?]
 English [?]

SHOW RESULTS

03 Click on **Programme options**

My programmes

You can add up to 5 programmes to your application.
Select the type of study you're planning to do. You will then see more options related to your choice.

Category of study

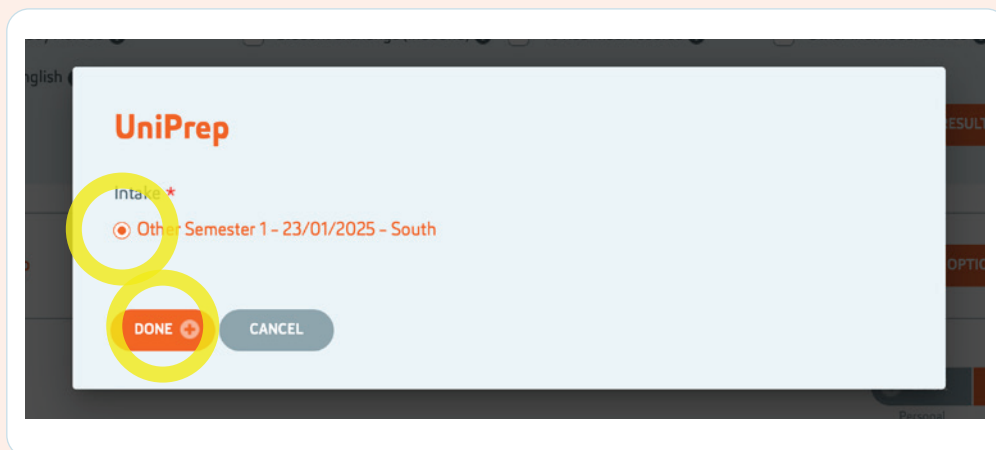
Undergraduate [?]
 Postgraduate [?]
 Certificates and diplomas [?]
 UniPrep [?]
 Study Abroad [?]
 Student exchange (inbound) [?]
 Te Reo Māori course [?]
 Other individual course [?]
 English [?]

SHOW RESULTS

UniPrep

PROGRAMME OPTION

04 Select the **Other Semester 1 – 23/01/2025 – South** intake, then click on **Done**



05 On the **My programmes** page, click on **Next**



06 Skip to step #8, check all of your prefilled details, tick the **Terms and conditions** box, and click on **Submit**. We'll be in touch soon!

